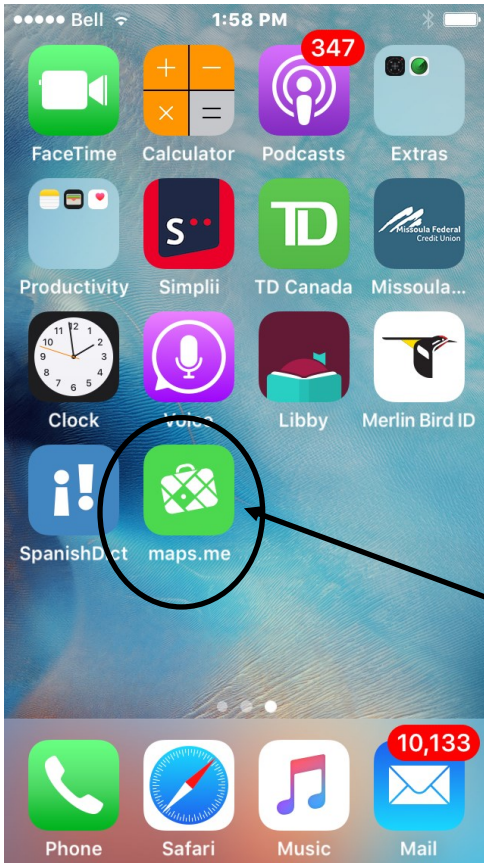


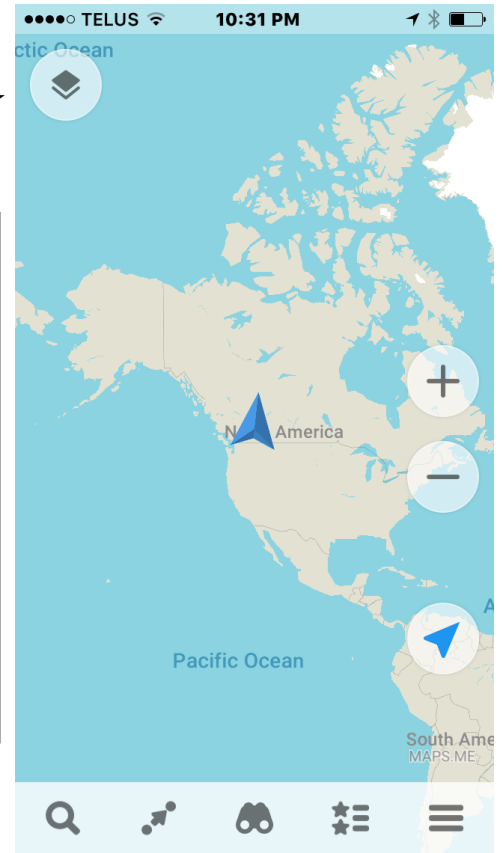
How to Share a Wildlife Location



Download the MAPS.ME app then- Click on the MAPS.ME icon to open the app.



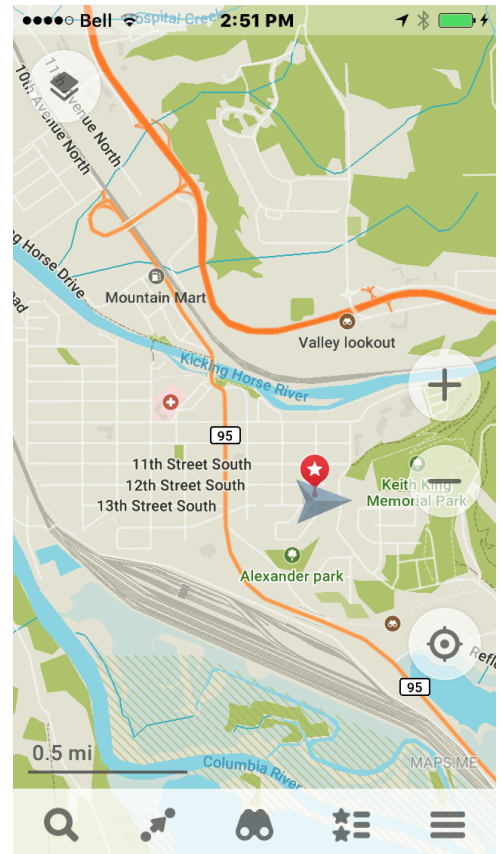
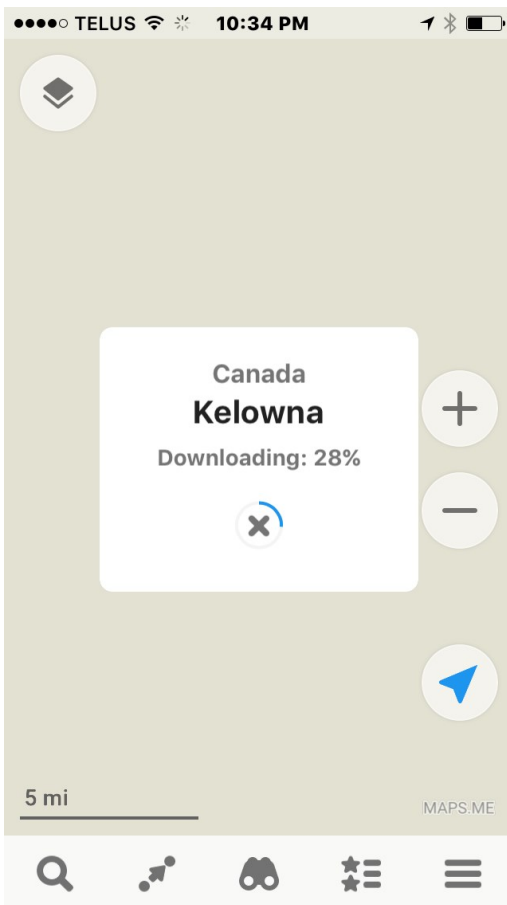
When the world map opens, zoom in to Golden area by using 2 fingers.

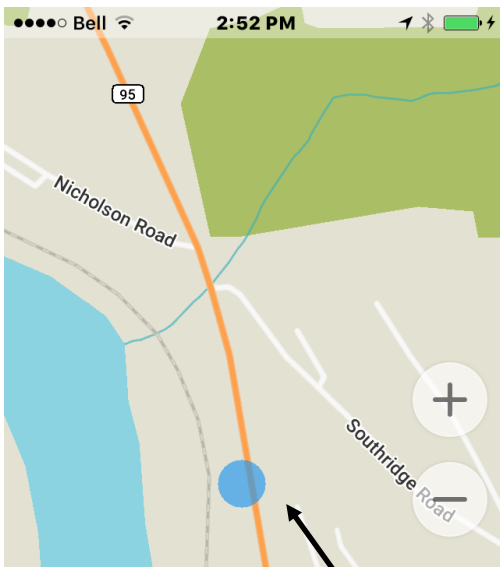


When you zoom in, the local map will start to download. Wait for it to finish; wifi is needed for this



Once it downloads, look around the area to get your bearings.

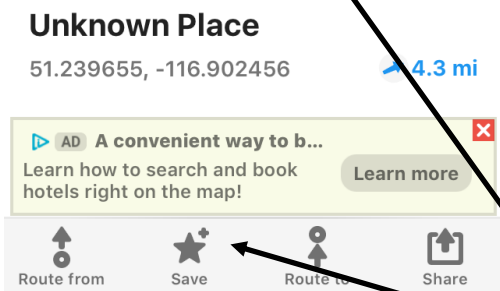
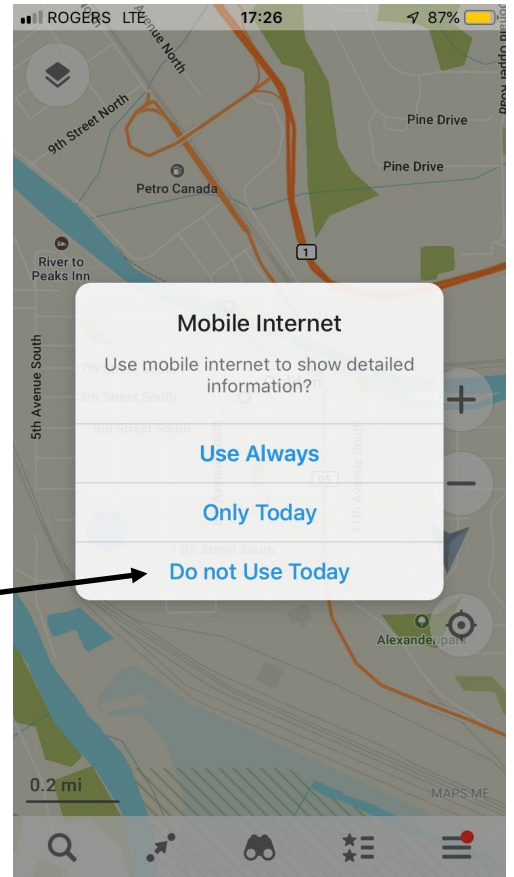




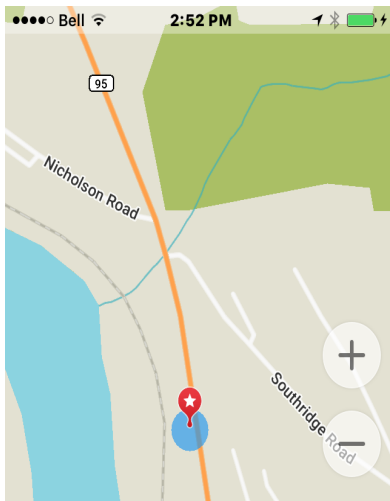
To record a location where a wild animal is seen (dead or alive), touch your finger on the map to make a blue circle; then click on Save



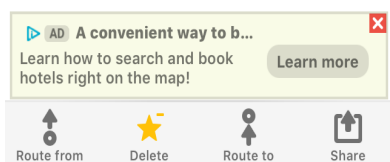
If you get this screen, click on Do not Use Today



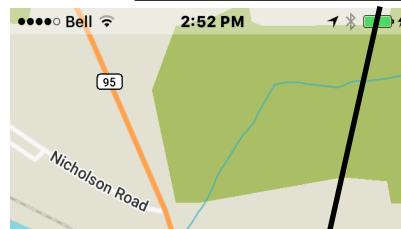
A red marker will appear. Click on Unknown Place



Unknown Place
My Places 4.3 mi



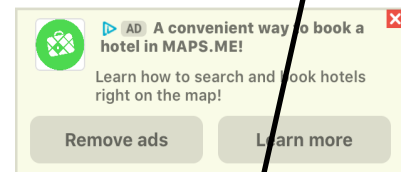
Click on Edit Bookmark



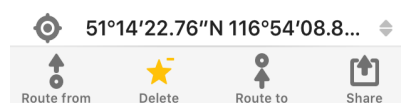
Unknown Place

My Places


4.3 mi



[Edit Bookmark](#)



Click on Unknown Place



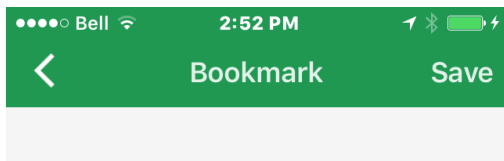
Unknown Place

Red

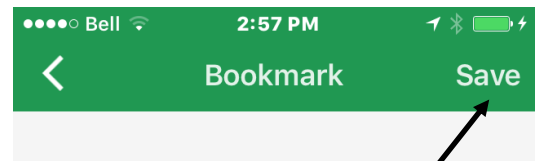
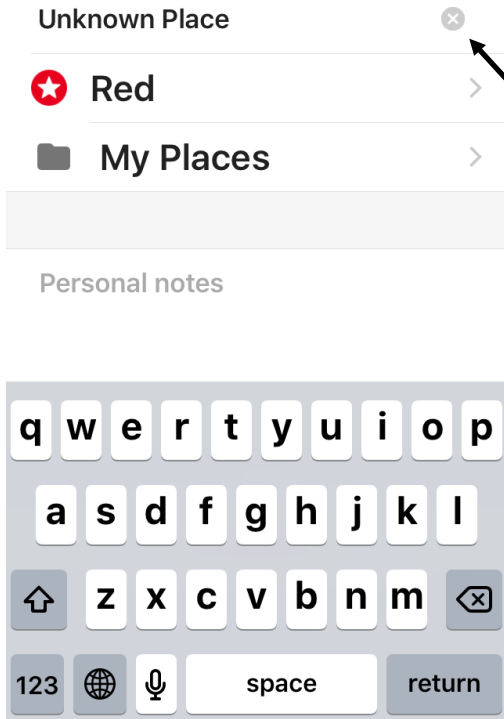
My Places

Personal notes

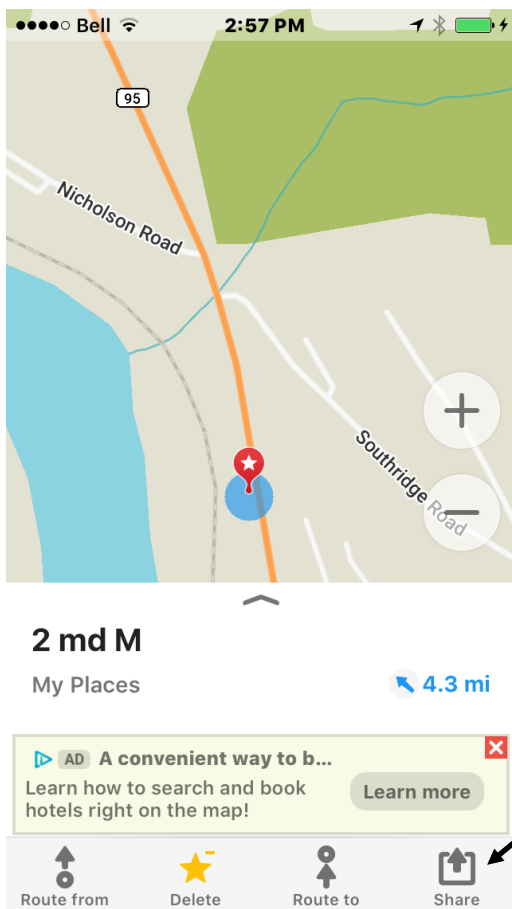
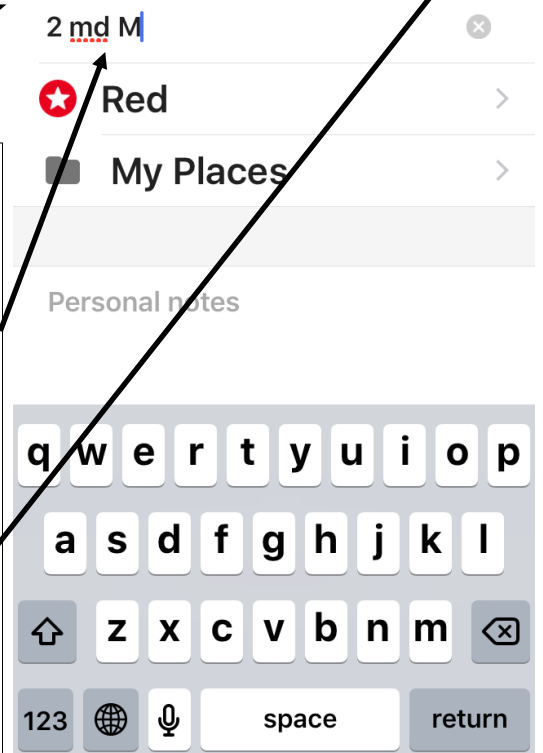
Delete Bookmark



Click on the shaded circle with an x inside; delete existing text if needed.



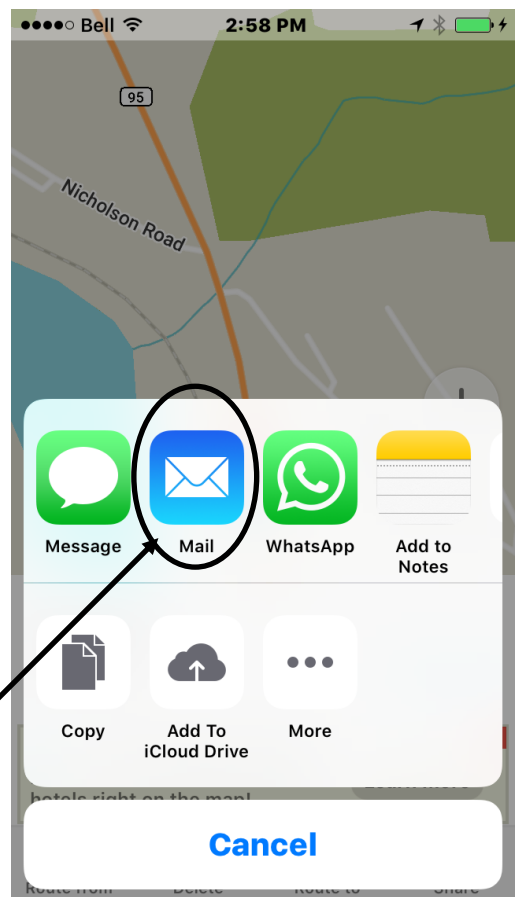
Type in the information about what you have seen. Refer to the abbreviations page or enter what makes sense. Add time and date if there is space. Press SAVE



Now you can share the location. To do so, press Share.




Click on the Mail icon.

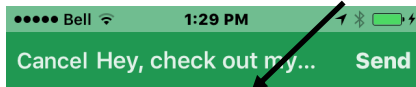




Type
"goldenwildlifesightings@gmail.com
in the To: field. Then Click on Send.



To report further sightings, repeat steps 5-14. By typing gold, the email address should appear. It can be added to your contacts as well.



To: [goldenwildlifesighti...](mailto:goldenwildlifesightings@gmail.com) ,


Cc/Bcc:

Subject: Hey, check out my
pin in MAPS.ME!

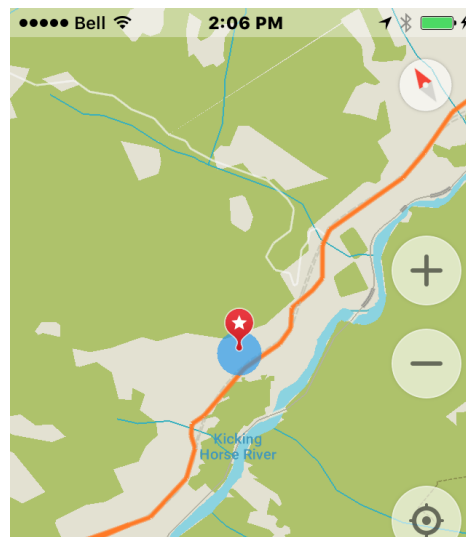
Check out
2 md M
My Places



Please send an additional email with your first location to
goldenwildlifesightings@gmail.com
sharing your name, details and why you love wildlife. You will be entered into a volunteer draw for a chance to win **\$100**



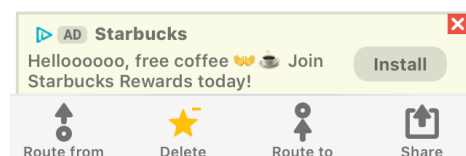
If need be, to delete a location, hold your finger on the red marker until a blue circle appears; click on the yellow star below which now says Delete and the red marker will be removed.



2 md M

My Places

2.5 mi



You are done!!
We will receive the
latitude and longitude of your sightings and they will be added to the database.
Thank You for helping to conserve wildlife!



WILDLIFE SIGHTINGS ABBREVIATION GUIDE-

email to goldenwildlifesightings@gmail.com

Please use these abbreviations for animals **type** when possible:

Bighorn sheep- bs

Moose-ms

Mule deer- md

Grizzly bear– gb

White-tailed deer- wt

Black bear– bb

Elk-ek

Mountain goat-mg

Wolf-wf

Coyote-cy

Other- type name (mountain lion, beaver, unknown ungulate, etc.)

Indicate **number** with number keys

Indicate **sex** if possible; this is possible with bighorn sheep all year long (see below) or other ungulates in the fall when the males have antlers:

Male- M

Female- F

Indicate **age** if possible:

Young-Y

Adult-A

Indicate if **Dead- D**

Examples

If you see 40 mule deer, enter **40 md**

If you see 1 dead deer or elk or cow (or any other animals with hooves-ungulates), not sure what kind, enter **1ugD**

If you see a group of 10 sheep and can tell some of their age and sex, enter **6Fbs/3Mbc/1Ybs** to indicate 6 female and 3 male and one non-adult